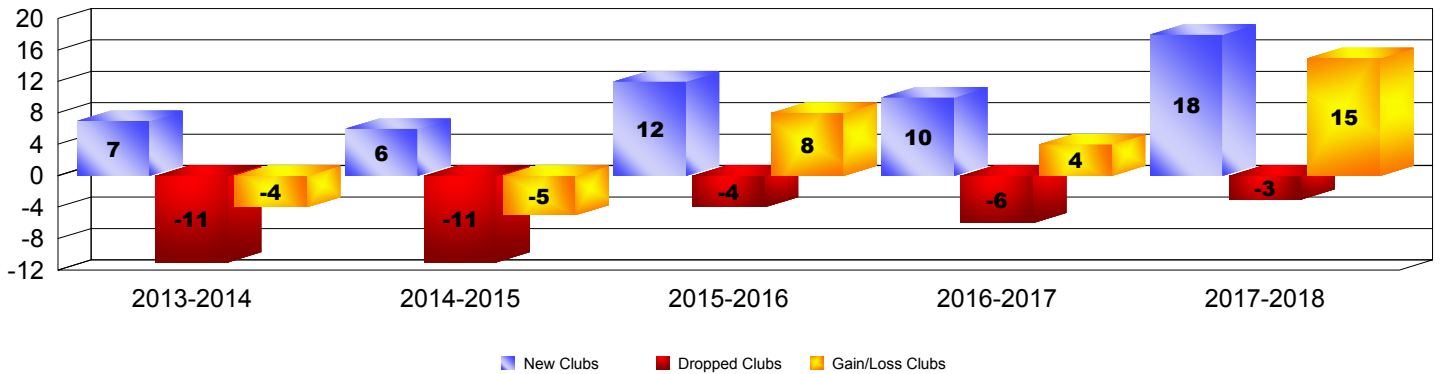
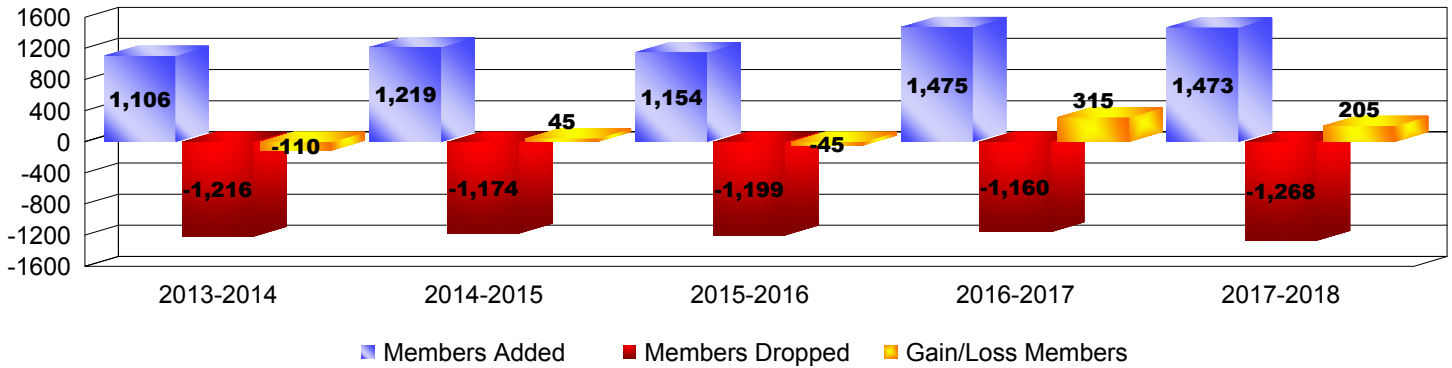


Year	New Clubs	Dropped Clubs	Gain/Loss Clubs	New Members	Charter Members	Reinstate Members	Transfer Members	Total Member Added	Total Members Dropped	Gain/Loss Members
2013-2014	7	-11	-4	814	183	76	33	1106	-1216	-110
2014-2015	6	-11	-5	947	176	82	14	1219	-1174	45
2015-2016	12	-4	8	730	306	97	21	1154	-1199	-45
2016-2017	10	-6	4	1093	279	74	29	1475	-1160	315
2017-2018	18	-3	15	881	527	41	24	1473	-1268	205
Average	11	-7	4	893	294	74	24	1285	-1203	82

Clubs




Members



Membership Composition

June 2018 Cumulative



Gender Comparison

June 2018 Cumulative

